



Instruction manual



 **alerta**[®]
mobile

ALT215/04

Battery powered air
alternating cushion system



UK Version

Alerta Medical provide the ultimate in cutting-edge, market leading pressure relief products to assist you in the care of your patients. Any patient at risk of pressure ulcers will be kept comfortable, safe and secure when protected by Alerta.

Operating Principles

- Alternating pressure at a sufficient rhythm avoids prolonged vascular compression which is likely to cause tissue hypoxia.
- The Alerta mobile cushion is for use on wheelchairs as well as on normal chairs featuring a digital control unit, and is recommended for patients weighing up to 130kg.

Guidelines For Use

Make sure the batteries are charged 4 hours before first use to ensure proper function and long life span.

- The traditionally accepted method of pressure sore control is to turn the client at regular intervals and to observe the areas of risk regularly.
- Alerta mobile cushion is intended to compliment this treatment, observation of the client and turning when necessary should still be considered as part of the treatment.
- The Alerta mobile wheelchair cushion is recommended to be used for pressure ulcers I - III (high risk) to prevent pressure ulcers in a sitting position.
- Always consult a physician or health professional before using this device.

Charging

- Alerta mobile is equipped with a long lasting Lithium Ion battery. In static mode, the battery gives a remote operation time of 24 - 48 hours. In dynamic mode the system can last at least 1 day.
- When the system detects that battery power is getting low, an alarm will sound for a few seconds to warn the user. When battery runs out of power, the Control Unit will lock off all valves to retain support pressure before the system shuts down completely.
- It will require 4 - 5 hours to completely recharge the system from a complete discharge. This is regulated from 100-240V by the charging system once connected to a wall socket.


- When the Control Unit is charging, the charging light will activate, when charging has completed, this light will turn off. Do not continue charging past this point as the overcharge protection system will engage to prevent any more power being applied to the battery.

Installation


The Control Unit is powered with a long lasting Lithium battery. In order to protect the battery during transport or long periods of storage the internal battery cable is disconnected.



To connect the battery, access the battery compartment at the rear of the control unit;



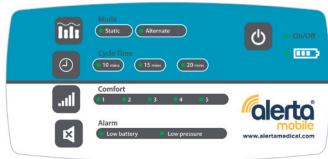
and connect the cable;



Then securely strap the battery back in place and re-secure the battery cover panel.

Use

1. Press the power button on the display to start the system.
2. Select static or alternate function as required.
3. Adjust cycle time as required, if using alternating mode.
4. Adjust comfort level from 1 to 5 (1 is softest and 5 is firmest) according to users preference or carer / doctor advice.
5. Before positioning patient on to the cushion, wait until the cushion has been fully inflated.



6. When low pressure occurs, the Low Pressure indicator will light on and flash. The alarm will restart in 30 seconds if low pressure condition still exists. If low pressure is not resolved in 15 minutes, the pump will turn off automatically.
7. When low battery occurs, the Low Battery indicator will flash. Please charge for 4 hours.

Safety Measures

- **DO TAKE CARE** when operating this electrical equipment.
- **DO NOT** leave connected to electrical supply once charged.
- **DO NOT** expose the equipment to excessive humidity or direct wetness.
- **DO NOT** use corrosive cleaning products such as industrial degreasers or acetic solvents.
- **DO NOT** attempt to relocate this equipment whilst connected to the electrical supply.
- **RISK OF** explosion if battery is replaced by an incorrect type.
- **DO NOT** operate system in the immediate proximity of a heat source or the immediate proximity of flammable gases (risk of explosion).
- **DO NOT** use any power adaptor or battery pack not provided by the manufacturer.
- **DO NOT** continue to charge battery if charging time is over 24 hours but battery charge indicator still lights up. Disconnect the adaptor for safety.
- For storage period of more than 3 months, disconnect the Lithium battery pack from the pump.

Cleaning/Disinfection

Air cushion system must be cleaned thoroughly between patients to avoid cross contamination.

- **DO TAKE CARE** to disconnect from the electrical supply before attempting to clean.
- **DO TAKE CARE** to use a cloth impregnated with a mild detergent solution.

- **DO TAKE CARE** to follow manufacturers solution concentrations.
- **DO TAKE CARE** not to exceed manufacturer's recommendations before wiping off cleaning solution.
- Clean using a single use wipe or damp cloth and a solution of mild surface detergent / disinfectant with CE mark and neutral water. Rinse thoroughly with clean water. If the cover is heavily soiled a 0.1% (1,000ppm) chlorine solution and cold water can be used. Where required, covers can be laundered in the washing machine as follows; main wash 65°C for not less than 10 minutes or 95°C for not less than 3 minutes.
- **Drying** Covers can be tumble dried on low heat setting. Drying temperature must not exceed 60°C.

Service & Warranty

This device is not self-serviceable and maintenance must ONLY be performed by an authorised Technician. Failure to use genuine Alerta parts will void the warranty of this product.

We warrant the product to be free from manufacturing defects for the period of 1 year from date of purchase.

Cushion Characteristics

Specification:

Max. User Weight: 130 Kgs

Cushion Dimensions: 45x45x10cm

Materials: TPU cell, nylon PU multi-way stretch cover

Compressor (pump) Characteristics

Specification:

Cycle Time: 10/15/20 mins

Air Output: 2L / min

Pressure Range: 40 - 80mmHg

Power Supply: DC12.6V, 0.95A by adaptor

Battery: 12V Lithium 2200mAh

Protection Against Class II

Electric Shocks Warranty: 12 months

CE EU 2017/745



CS Lifesciences Europe Ltd

The Black Church
St. Mary's Place
Dublin 7
D07 P4AX
Ireland

eurep@cslifesciences.com

Rev: 2021.10

Making **cutting-edge** medical equipment **affordable**

Head Office

Alerta Medical
4 Symington Place
Riverside Business Park
Irvine
KA11 5DE
United Kingdom

www.alertamedical.com

